




Different
Cooling
Solutions



for
LED
Applications



Extruded heat sink(d=150 mm) inserted heat column



HEAT SINK			WATTS	HEAT COLUMN	
NPH L-	Dia(mm)	L(mm)		Dia	L
150200	150	200	120	40	200
150170	150	170	100	40	150
150135	150	135	80	40	120
150100	150	100	60	40	100
15080	150	80	48	40	70
15050	150	50	30	40	50
Base(OPTIONAL)			50*50*5mm & d=53.5mm*5mm		

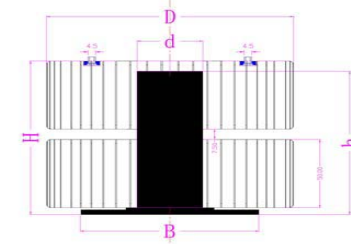
Extruded heat sink(d=120 mm) inserted heat column




HEAT SINK			WATTS	HEAT COLUMN	
NPH L-	Dia(mm)	L(mm)		Dia	L
120250	120	250	100	33	250
120200	120	200	80	33	200
120150	120	150	60	33	150
120120	120	120	50	33	120
120100	120	100	40	33	100
12070	120	70	30	33	70
12050	120	50	25	33	50
12040	120	45	20	33	40

AL interlock fin soldered with heat column (d=40mm/33mm/25.4mm)


ITEM	Model	Heat Sink Specification			Base (mm)	Cooling Power (W)					
		Diameter	Height	AL Column							
1	NPH L-11456AL-33S	φ114	61	d2	Φ70.5*5t	P<20					
2	NPH L-12156AL-40S	φ121	61	d3	Φ70.5*5t	P<25					
3	NPH L-14356AL-33S	D2	61	d2	Φ70.5*5t	P<30					
4	NPH L-15056AL-40S	D3	61	d3	Φ70.5*5t	P<35					
5	NPH L-14380AL-33S	D2	80	d2	Φ60.5*5t	P<40					
ITEM	Model	Heat Sink Specification			Base (mm)*5t	Cooling Power (W)	HEAT COLUMN HEAT SINK DIMENSION (mm)				
		Diameter	Height	H-Column diameter			Diameter D	D1	D2	D3	
6	NPH L-14355-33S	D2	H1	d3	B1	P<35		135	143	150	
7	NPH L-15055-40S	D3	H1	d3	B1	P<45	Height H	H1	H2	H3	H4
8	NPH L-143100-33S	D2	H2	d2	B1	P<75	Diameter d	d1	d2	d3	
9	NPH L-150100-40S	D3	H2	d3	B1	P<90		25.4	33	40	
10	NPH L-143150-33S	D2	H3	d2	B1	P<100	Height h	h1	h2	h3	h4
11	NPH L-150150-40S	D3	H3	d3	B2	P<125		55	105	155	220
							Base Diameter	B1	B2		
								53.5*5t	108*5t		




dau Low watts heat sink d=32mm



dau Low watts heat sink d=50mm




dau Low watts heat sink d=77mm



dau Low watts heat sink d=90mm




dau 26 watts heat sink d=150mm





NPH L-CITIZEN-C41N Heat Sink

40 watts heat sink
D=143mm H:80mm



dau NPH L-CITIZEN-C41N-1 Heat Sink



40 watts heat sink
D=143mm H;80mm





NPH L-CITIZEN-C26N Heat Sink

26 watts heat sink
D=121mm H:60mm





NPH L-Forti-40B


35 watts heat sink
D=150mm H;55mm





NPH L-Forti-33B

30 watts heat sink
D=143mm H:57.5mm




dau NPH L-Twistable-1 , -2 Heat sink

D=150mm H:35mm D=120mm H:50mm




dau NPH-L-Twistable-1,-2 Heat sink base





NPH L-150100-40S

D=150mm H:105mm





NPH L-135100 & NPH L143100

D=135mm H;105mm & D=143mm H:105mm





NPH L-150240(150 watts)

NPH L-150195(120 watts)

D=150mm H:245mm

D=150mm H;200mm





NPH L-26090-40S


100 watts heat sink
D=260mm H:95mm





NPH L-260180-40S

200 watts heat sink
D=260mm H:185mm





NPH L-276180-56S

300 watts heat sink
D=276mm H:185mm

