

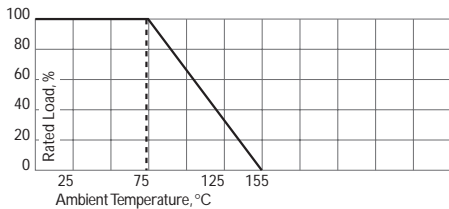
Metal Film

Series NE / EE

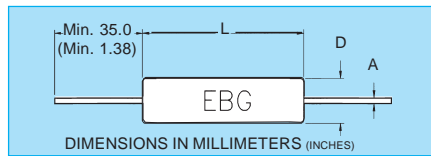
Precision Metal Film Resistors Molded Style

The EBG NE styles feature extremely low ranges heretofore unavailable in the industry. As a result of a special proprietary filming method, a nickel film is employed with controlled amounts of other metals, which results in fractural ohm availability yet with low temperature coefficient of resistance and high stability.

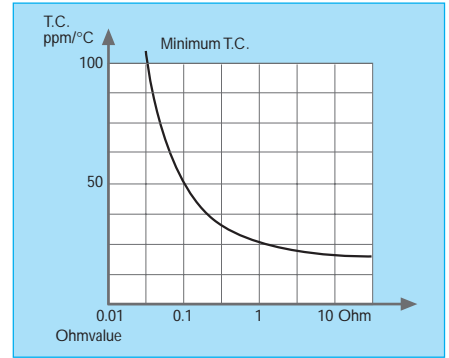
- Resistance Values as low as 0.05 Ohms



- Specifications:**
 - Resistance Tolerance: from $\pm 0.05\%$ to $\pm 5\%$
 - Temperature Coefficient: according to drawing
 - Operating Temperature: -55°C to $+155^{\circ}\text{C}$
 - Isulation Resistance: 10^4 Mohm at 500 VDC



- Noise less than $0.05\mu\text{V/V}$

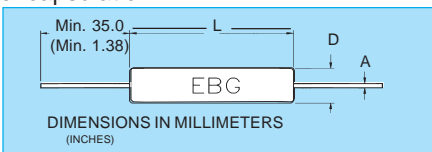


Model (inches) No.	Wattage	Resistance Range		Dimensions in millimeters		
		Min.	Max.	L	D	A
NE 1/10	0.25	0.025R	20R	6.80±.30 (.268±.01)	2.50±.40 (.098±.02)	.60±.05 (.024±.002)
NE 1/8	0.50	0.1R	20R	10.00±.30 (.394±.01)	3.70±.40 (.146±.02)	.60±.05 (.024±.002)
NE 1/4	1.00	0.1R	20R	14.80±.30 (.583±.01)	5.20±.40 (.205±.02)	.60±.05 (.024±.002)
NE 1/2	1.50	0.1R	20R	18.30±.30 (.720±.01)	6.50±.40 (.256±.02)	.81±.05 (.032±.002)

The EBG EE styles conform dimensionally to the RN styles of MIL-R-10509 and the RNR styles of MIL-R-55182. All of the EBG styles of Metal Film Resistors offer performance superior to the requirements of both of these specifications. All the EE styles can be used for automatic insertion and/or encapsulation.

- Specifications:**
 - Resistance Tolerance: from $\pm 0.02\%$ to $\pm 1\%$
 - Temperature Coefficient: from $\pm 5\text{ppm}/^{\circ}\text{C}$ to $\pm 50\text{ppm}/^{\circ}\text{C}$ all TCR referned to 25°C , ΔR taken at $+25^{\circ}\text{C}$ and $+85^{\circ}\text{C}$, other temperature ranges on request
 - Elements are produced and tested in accordance with MIL-R-10509 and MIL-R-55182 as well as MIL-STD-202.

- Special Feature - Series UAR**
On request EBG does a "burn-in" to these elements for ultimate stability. Please refer to series UAR (Ultra Accurate Resistor) and ask for detailed datasheet.



Type	EE 1/20	EE 1/10	EE 1/8	EE 1/4	EE 1/2
MIL 10509	RN 50	RN 55	RN 60	RN 65	RN 70
Power rating (W at 125°C)	.05	.10	.125	.25	.50
Max. working voltage (V)	200	250	300	300	350

Model No.	Wattage 70°C	Max. Continuous Oper. Volt.	Resistance Range	
			Min.	Max.
EE 1/20	.125	200	20R	600K
EE 1/10	.250	250	20R	3M
EE 1/8	.500	300	20R	5M
EE 1/4	.750	300	20R	10M
EE 1/2	1.000	350	20R	15M

Model No.	Dimensions in millimeters (inches)		
	L	D	A
EE 1/20	3.90±.30 (.154±.01)	1.80±.40 (.071±.02)	.45±.05 (.018±.002)
EE 1/10	6.80±.30 (.268±.01)	2.50±.40 (.098±.02)	.60±.05 (.024±.002)
EE 1/8	10.00±.30 (.394±.01)	3.70±.40 (.146±.02)	.60±.05 (.024±.002)
EE 1/4	14.80±.30 (.583±.01)	5.20±.40 (.205±.02)	.60±.05 (.024±.002)
EE 1/2	18.30±.30 (.720±.01)	6.50±.40 (.256±.02)	.81±.05 (.032±.002)

In the above spec sheet, you will find our standard product, please contact your local manufacturing representative or call us direct to find out details of other options available regarding this style: